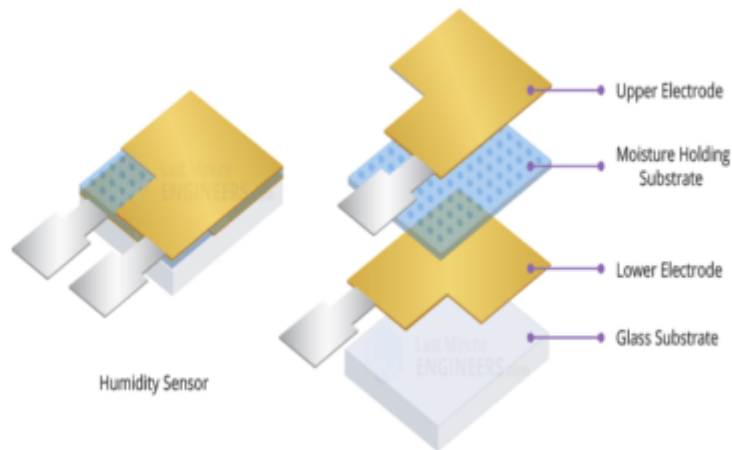



# DHT22



**Figure #** DHT22 sensing components. Source: <https://create.arduino.cc/projecthub/MinukaThesathYapa/dht11-dht22-sensors-temperature-using-arduino-b7a8d6//>



**Figure #** DHT22 Humidity sensing component. Source: <https://howtomechatronics.com>

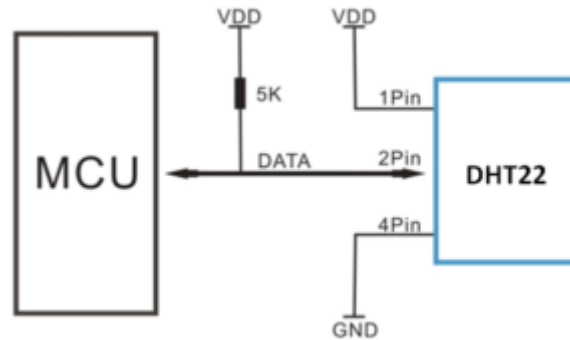
## Specifications

**Table 2** Table describing DHT-22 Specifications

Description	Value
Operating Voltage	3.5 to 5.5V
Data Protocol	Serial Transmission
Operating Temperature	-40 to 80 C
Temperature Accuracy	±0.5°C
Humidity Range	0 to 100 %
Humidity Accuracy	±1%
Sampling Rate	0.5 Hz - Once every 2 sec
Humidity Accuracy	±1%
Output Signal	Digital Signal via 1 wire bus

**Table 2** Source: <https://cdn-shop.adafruit.com/datasheets/Digital+humidity+and+temperature+sensor+AM2302.pdf>

## Schematics



**Figure #** DHT22 Schematics. Source: <https://components101.com/sensors/dht22-pinout-specs-datasheet/>

## Data

Example of how data transmission and the binary system provides information on both Temperature and Humidity.

ESP-32 receives 40 bits from the sensor as follows:

<b>16 bits for</b>	RHumidity	0000 0010 1000 1100
+		
<b>16 bits for</b>	Temperature	0000 0001 0101 1111
=		
<b>8 bits</b>	Check-sum	1110 1110 <sup>1)</sup>

The conversion from the humidity data is:

Binary system	>	Decimal System
0000 0010 1000 1100	>	652

$$\{RH = \frac{\mathrm{652}}{\mathrm{10}} = \mathrm{65.2\%;}\}$$

The conversion from the Temperatures data is:

Binary system	>	Decimal System
0000 0001 0101 1111	>	351

$$1. \{T = \frac{\mathrm{351}}{\mathrm{10}} = \mathrm{35.1^{\circ}C}\}$$

If the highest bit of temperature is 1 as in: **\_1\_**000 0000 0110 0101, this means that the temperature is negative, therefore  $T = -10.1^{\circ}C$ <sup>2)</sup>.

1)

<https://cdn-shop.adafruit.com/datasheets/Digital+humidity+and+temperature+sensor+AM2302.pdf>  
2)

[https://www.researchgate.net/publication/312403569\\_How\\_to\\_Use\\_the\\_DHT22\\_Sensor\\_for\\_Measuring\\_Temperature\\_and\\_Humidity\\_with\\_the\\_Arduino\\_Board](https://www.researchgate.net/publication/312403569_How_to_Use_the_DHT22_Sensor_for_Measuring_Temperature_and_Humidity_with_the_Arduino_Board)

From:

<https://student-wiki.eolab.de/> - **HSRW EOLab Students Wiki**

Permanent link:

[https://student-wiki.eolab.de/doku.php?id=amc2022:group:dht22\\_humidity\\_temperature\\_sensor&rev=1661351198](https://student-wiki.eolab.de/doku.php?id=amc2022:group:dht22_humidity_temperature_sensor&rev=1661351198)

Last update: **2023/01/05 14:38**

