

# Azam's Project Page

## TTGO LoRa32 OLED V1



Important: Please notice that we are using **Version 1** or the TTGO LoRa32 module!






Fig.: TTGO LoRa32 OLED V1

## Mount the TTGO LoRa32 V1 module on a breadboard



## Read analog potentiometer voltages with TTGO LoRa32



From:  
<https://student-wiki.eolab.de/> - HSRW EOLab Students Wiki

Permanent link:  
<https://student-wiki.eolab.de/doku.php?id=emp2020:azam01:start&rev=1605800374>

Last update: **2023/01/05 14:38**

